

Tetherfi Learning Quick User Guide

Welcome to the Tetherfi Learning Platform! This quick guide will help you get started with using Tetherfi Learning — our centralized platform for training, certification, and learning resources.

1. Introduction

The Tetherfi Learning platform is designed to help partners, to access learning materials, track progress, and enhance skills through structured online courses. It serves as a one-stop solution for training, assessments, and certifications.

2. Getting Started

Follow these steps to log in and access your learning dashboard:

1. Go to the Tetherfi Learning login page: <https://learning.tetherfi.com>
2. If you are a new user, check your registered email for an activation link with reset password option

Tetherfi Learning - Training and Certification: New user account



Admin User (via Tetherfi Learning) <learning@tetherfilabs.com>
To [redacted]



Reply

Reply All

Forward



Tue 9/16/2025 10:20 PM

We removed extra line breaks from this message.

[You don't often get email from learning@tetherfilabs.com. Learn why this is important at <https://aka.ms/LearnAboutSenderIdentification>]

Hi [redacted],

A new account has been created for you at 'Tetherfi Learning - Training and Certification' and you have been issued with a new temporary password.

Your current login information is now:
username: [redacted]
password: oW:io4DXd\$
(you will have to change your password when you login for the first time)

To start using 'Tetherfi Learning - Training and Certification', login at <https://learning.tetherfi.com/login/?lang=en>

In most mail programs, this should appear as a blue link which you can just click on. If that doesn't work, then cut and paste the address into the address line at the top of your web browser window.

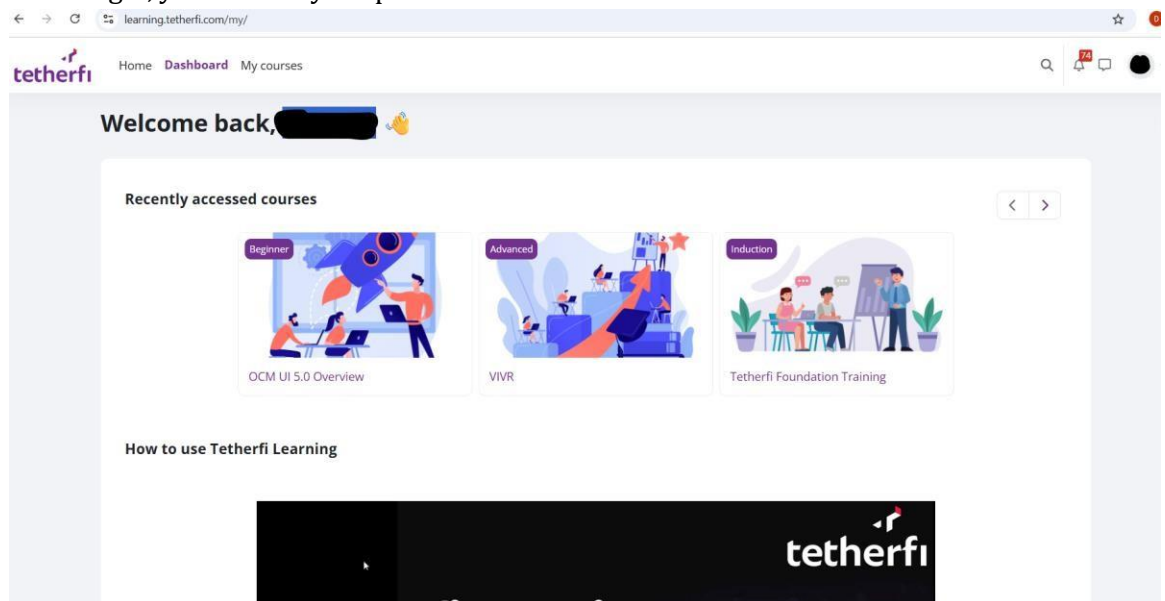
Cheers from the 'Tetherfi Learning - Training and Certification' administrator,

Admin User

3. Enter your username and password to login.



4. After login, you will see your personalized Dashboard.



3. Navigating Tetherfi Learning Portal

Once logged in, you'll see 3 main sections:



Home: Home page will display list of my courses and available courses.

Click on All Courses It will show you the category option.

My courses

Summary with Course Roadmap

Essentials Boot Camp - Foundation Training Materials

Test and Certification

Summary with Course Roadmap

Professional Services Training Materials

Test and Certification

Essentials Boot Camp - Foundation

Tetherfi Chat and Video Solution

All courses

Available courses

Tetherfi Learning - Training and Certification

Internal Learning Programs

Search courses

Collapse all

- Internal Learning Programs
- Partner Training Program
 - Summary with Course Roadmap
 - Essentials Boot Camp - Foundation
 - Sales
 - Pre-Sales
 - Professional Services
 - Product Support

From the category select **Summary With Course Roadmap** .

It contains summary of course roadmap along with the downloadable PPT option ([Click here to view the overview](#)) which contains **Partner Enablement Overview**.

tetherfi Home Dashboard My courses

Category More

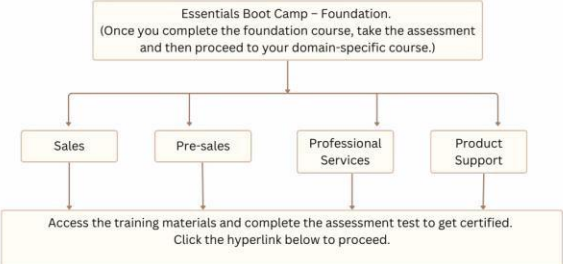
Summary with Course Roadmap

Courses > Partner Training Program > Summary with Course Roadmap

Partner Training Program / Summary with Course Roadmap Search courses

Welcome to the Tetherfi Partner Training Program! We're excited to embark on this journey with you as we build a successful partnership together. 🌟 [Click here to view the overview](#)

PARTNER TRAINING PROGRAM



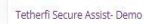
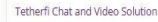
```
graph TD; A["Essentials Boot Camp - Foundation.  
(Once you complete the foundation course, take the assessment  
and then proceed to your domain-specific course.)"] --> B["Sales"]; A --> C["Pre-sales"]; A --> D["Professional Services"]; A --> E["Product Support"]; B --> F["Access the training materials and complete the assessment test to get certified.  
Click the hyperlink below to proceed."]; C --> F; D --> F; E --> F;
```

Dashboard: Lists your enrolled **Recently accessed courses**.

My Courses: Displays all available enrolled courses based on your role and access permissions.

[Essentials Boot Camp – Foundation](#) contains all basic foundation level 7 courses followed by the test and certificate.

▼ Essentials Boot Camp - Foundation



- ▶ Sales
- ▶ Pre-Sales
- ▶ Professional Services
- ▶ Product Support

For Sales below list of causes are available followed by the Test and certificate


Demo Videos



For Pre-Sales below list of causes are available followed by the Test and certificate


▼ Pre-Sales

Pre-Sales




Product Deep Dive

Pre-Sales




Architecture Deep Dive

Pre-Sales



Solution Overview

Pre-Sales




Test and Certification

For Pre-Sales below list of causes are available followed by the Test and certificate


▼ Pre-Sales

Pre-Sales




Product Deep Dive

Pre-Sales




Architecture Deep Dive

Pre-Sales



Solution Overview


Pre-Sales




Test and Certification

For Professional Services below list of causes are available followed by the Test and certificate.


▼ Professional Services




Product Overview




Training Sequence




Technical Specification Document




Functional Specification Document



Deployment Guide




Product Deployment Session



Test and Certification

For Product Support below list of causes are available followed by the Test and certificate

▼ Product Support



Portfolio Overview



Secure Assist - Application Comprehensive Document



Test and Certification

4. Accessing Learning Materials

To start learning:

- Click on your course name Home
- Watch video lessons and download course materials.
- Attempt quizzes or assignments where applicable.
- Use the navigation panel on the left to move between modules.

5. FAQs

Q1: I forgot my password. What should I do?

→ Click on 'Forgot password' on the login page and follow the instructions.

Q2: I can't see my course after login.

→ Ensure you are enrolled. Contact your manager or the LMS admin.

Q3: My course is not showing as complete.

→ Verify if all modules are marked complete and the completion criteria are met.

6. Tips for Best Experience

- ✓ Use **Google Chrome** or **Microsoft Edge** for best experience.
- ✓ Keep a **stable internet connection** while watching videos.
- ✓ Log out after completing your session for security.
- ✓ Check your email for new course notifications.

For any further assistance or training-related queries, please reach out to the Tetherfi L&D team.

learning@tetherfi.com